



TUNNEL LIGHT A-SERIES HIGH MAST LIGHT

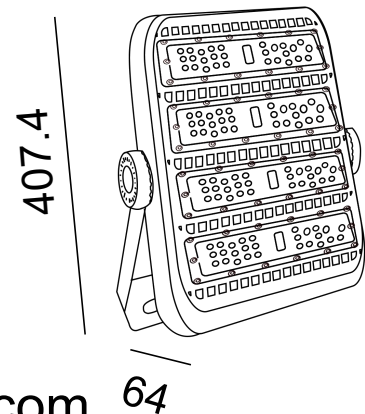
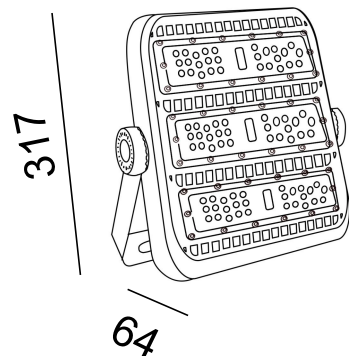
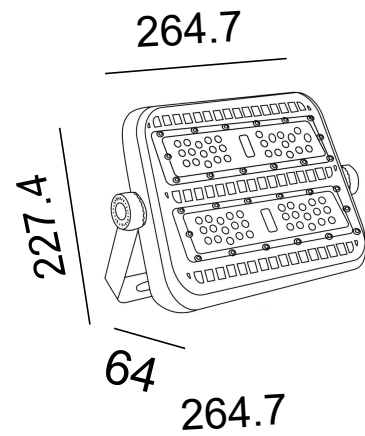
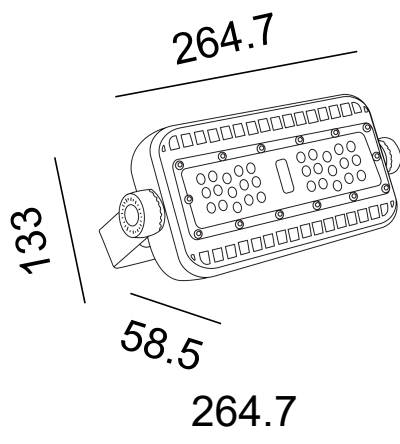




PRODUCT PICTURE:



PRODUCT DIMENSION IMAGE (MM):





PRODUCT TECHNICAL PARAMETERS

MODEL NO.	SDGGD-A50	SDGGD-A100	SDGGD-A150	SDGGD-A200
LAMP POWER	50W	100W	150W	200W
INPUT VOLTAGE	AC85-265V	AC85-265V	AC85-265V	AC85-265V
FREQUENCY RANGE	50-60Hz	50-60Hz	50-60Hz	50-60Hz
PF	>0.9	>0.9	>0.9	>0.9
LEDs	3030	3030	3030	3030
POWER SUPPLY	EXTERNAL ISOLATION	EXTERNAL ISOLATION	EXTERNAL ISOLATION	EXTERNAL ISOLATION
BEAM ANGLE	90°	90°	90°	90°
CCT	2700-6500K	2700-6500K	2700-6500K	2700-6500K
LUMENS	6000lm	12000lm	18000lm	24000lm
CRI	>80	>80	>80	>80
HOUSING MATERIAL	DIE-CASTING ALUMINUM	DIE-CASTING ALUMINUM	DIE-CASTING ALUMINUM	DIE-CASTING ALUMINUM
PRODUCT SIZE (MM)	133*264.7*58.5	227.4*264.7*64	317*264.7*64	407.4*264.7*64
IP RATING	IP65	IP65	IP65	IP65
WORKING TEMPERATURE	-20°+50°	-20°+50°	-20°+50°	-20°+50°
WARRANTY	3 YEARS	3 YEARS	3 YEARS	3 YEARS



PRODUCT CHARACTERISTIC:

- ◆ Aviation-grade thick aluminum lamp body, surface spraying process, strong corrosion resistance.
- ◆ The fin-type heat dissipation structure and the design of internal and external open air ducts maximize the heat dissipation efficiency.
- ◆ PC Lens is anti-glare, professional and precise light control, and light distribution of various angles is optional, which effectively improves the utilization rate of light.
- ◆ Modular design, IP66 waterproof grade, safe and reliable.
- ◆ Built-in power supply design, can better protect the LED driver, very suitable for outdoor applications.

APPLICATION:

Highways and parking lots, Loading areas and freight yards, Ports and airports, Sporting venues, Industrial plants & power plants and etc.

